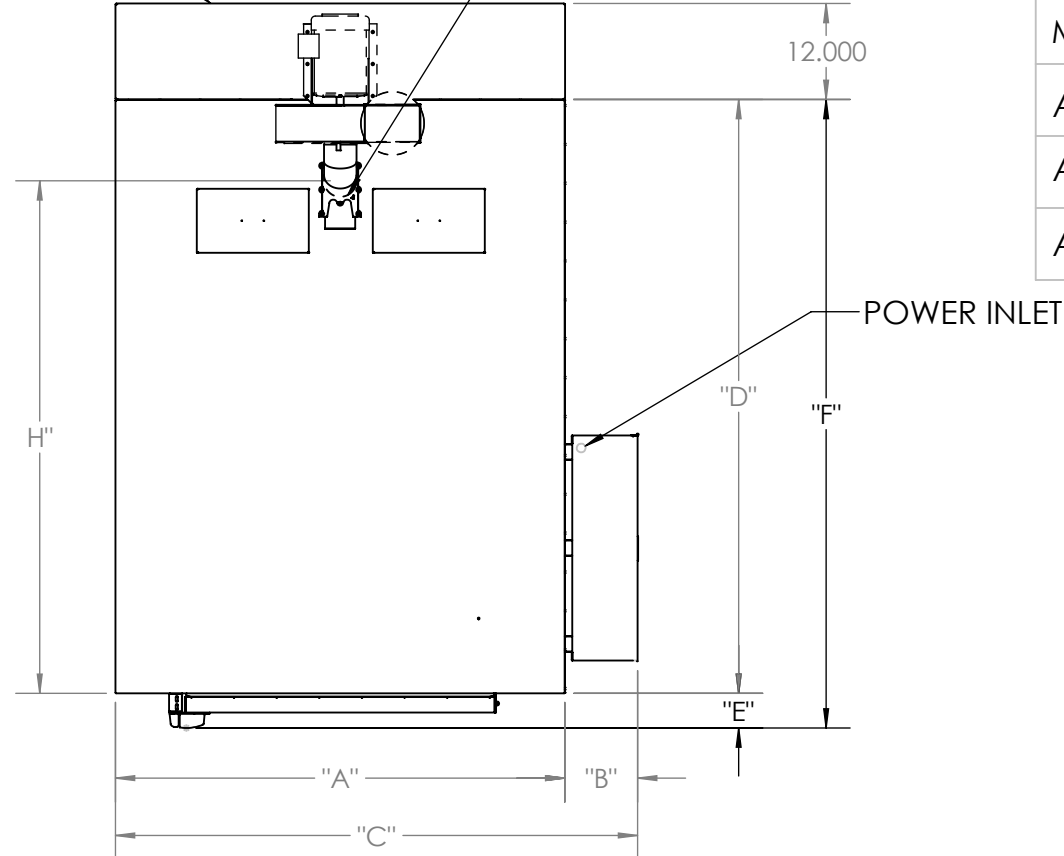


EXHAUSTER PLATFORM INCLUDED WITH EXHAUSTER ONLY

4" DIA GRAVITY EXHAUST WITH ADJUSTABLE DAMPER

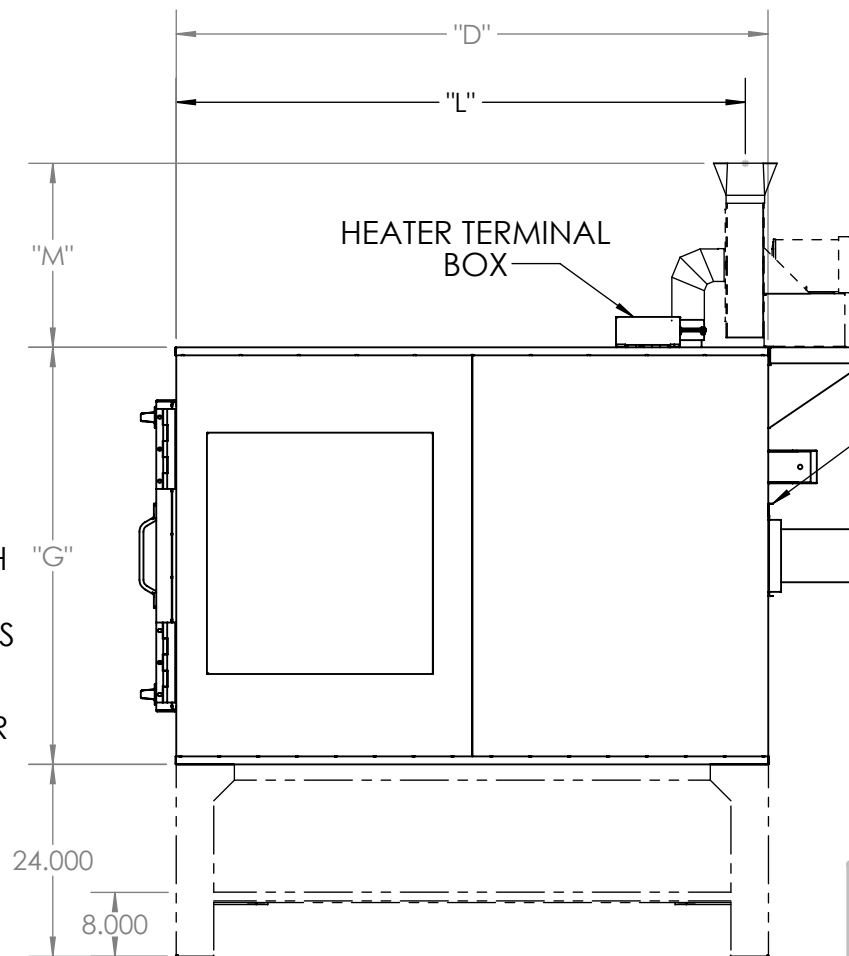
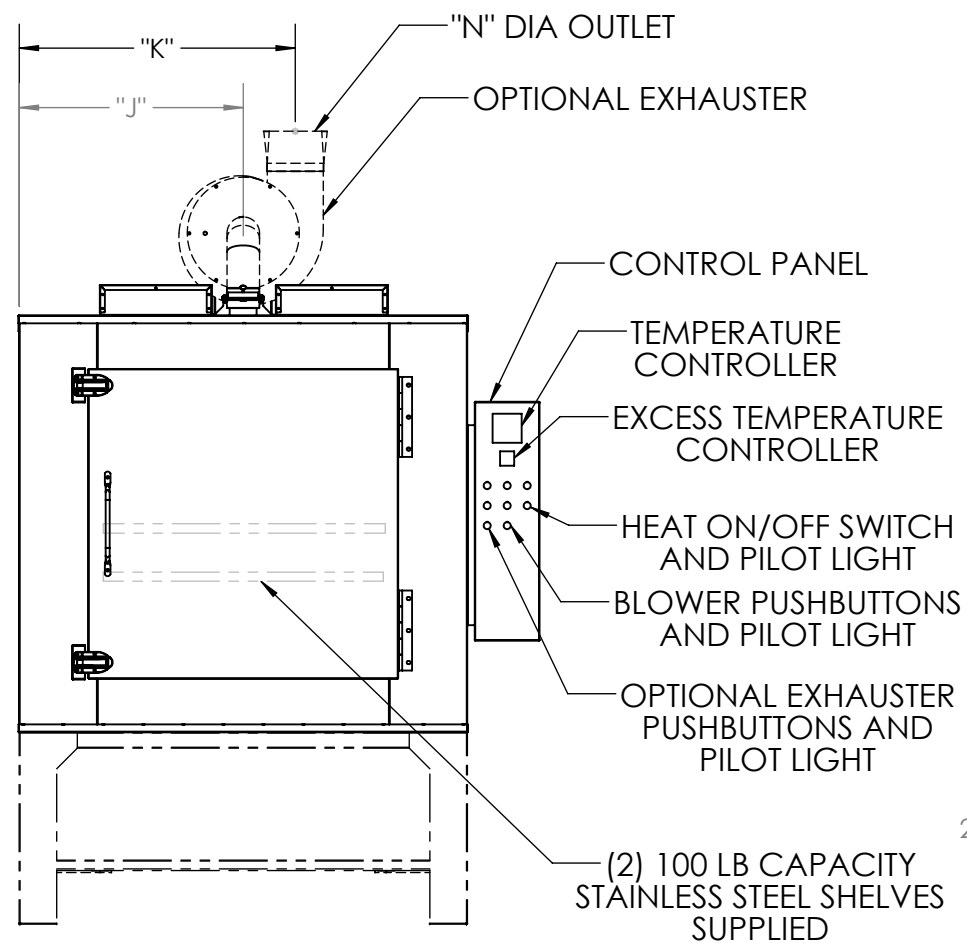
### OVEN DIMENSIONS

MODEL	WORK SPACE W x D x H	KW	VOLUME CU. FT.	CFM	MOTOR H. P.	INSULATION THICKNESS	"A"	"B"	"C"	"D"	"E"	"F"	"G"	"H"	"J"
AG-550	36" x 48" x 36"	9	36	600	1/2	6"	52"	9"	61"	70"	4"	74"	48"	62"	26"
AG-700	36" x 48" x 36"	12	36	600	1/2	8"	56"	9"	65"	74"	4"	78"	52"	64"	28"
AG-850	36" x 48" x 36"	18	36	600	1/2	8"	56"	9"	65"	74"	4"	78"	52"	64"	28"



### OPTIONAL POWERED FORCED EXHAUSTER DIMENSIONS

MODEL	80 CFM				130 CFM				325 CFM							
	"K"	"L"	"M"	"N"	"K"	"L"	"M"	"N"	"K"	"L"	"M"	"N"				
AG-550	28 7/16"	68 3/16"	17 1/8"	4"	30 1/8"	69"	20 1/2"	4"	32 1/2"	69 1/8"	23"	6"				
AG-700-850					32 1/8"	71"	20 1/2"	4"	34 1/2"	71 1/8"	23"	6"				



### NOTE

- STANDARD ELECTRICAL SERVICE: 208/3/60, 230/3/60, 460/3/60
- AIR FLOW: HORIZONTAL, FRONT TO BACK
- INTERIOR: 304 STAINLESS STEEL, WITH STAINLESS STEEL BLOWER WHEEL
- EXTERIOR: ALUMINIZED STEEL, PAINTED TRILITE GREEN MACHINERY ENAMEL

This drawing is the property of THE GRIEVE CORPORATION, and may not be used or reproduced without the express permission of THE GRIEVE CORPORATION

REV.	DESCRIPTION	BY	DATE
DESCRIPTION			
CUSTOMER			
MODEL AG-550, AG-700, AG-850, HORIZONTAL UNIVERSAL OVENS			
SHOP ORDER			
DRAWN BY JC		DWG. NO.	
DATE		AG-550 AG-850	
PRINT DATE 12/5/2018			