






## HONEYWELL DCP200 KEYS





### A. UNLOCK CONTROLLER

1. The default unlock code for all modes is **10**.

### B. CHANGING THE SET POINT

1. Press  until the Setpoint Value & Adjustment Display is shown on the screen.
2. Press  or  to change the set point.
3. Press  to accept.

### C. STARTING A PROFILE

1. Press  until the Operator Profile Control Display is shown on the screen.
2. If no profile is running, choose “Run profile” and select the desired profile.
3. Press  to accept.